




AUGUST

Sunday	Monday	Tuesday	Wednesday	Thursday	Friday	Saturday
	1 Lil' Kids Camp Ages 4-7 10am-1pm	2 Lil' Kids Camp Ages 4-7 10am-1pm	3 Lil' Kids Camp Ages 4-7 10am-1pm Stitch 'N Bitch 7-9 pm Knitting Help 7-9pm	4 Lil' Kids Camp Ages 4-7 10am-1pm	5 Lil' Kids Camp Ages 4-7 10am-1pm Spinning Yarn Ages 8-12 1:30-4:30pm Wrap Skirt I 6:30-9:30pm	6
7 Intro to Needlefelting 12-1pm	8	9	10 Club Etsy 7-9pm Knitting Help 7-9pm	11	12 Wrap Skirt II 6:30-9:30p	13 Intro to Sew 11am-2pm Weaving Ages 8-12 12-3pm Felt Hats I 4-7pm
14 Spinning Yarn I 2-5pm	15 Sewing Camp Ages 12-16 10am-2pm Intro to Knitting 7-9pm	16 Sewing Camp Ages 12-16 10am-2pm	17 Sewing Camp Ages 12-16 10am-2pm Amigurumi Design I 7-9pm Zine Club 7-9pm Knitting Help 7-9pm	18 Sewing Camp Ages 12-16 10am-2pm	19 Sewing Camp Ages 12-16 10am-2pm	20 Terrariums 12-2pm Felt Hats II 4-7pm
21 Hot Process 11am-1pm Spinning II 2-5pm Knitted Pouf I 7-9pm	22 Craft Camp Ages 8-12 10am-2pm Intro to Needlefelting 7-9pm	23 Craft Camp Ages 8-12 10am-2pm	24 Craft Camp Ages 8-12 10am-2pm Amigurumi Design II 7-9pm Knitting Help 7-9pm	25 Craft Camp Ages 8-12 10am-2pm D.I.Y Date Night Yudu Screen Printing 7-10pm	26 Craft Camp Ages 8-12 10am-2pm Open Studio Night 6-9pm	27 Intro to Sew 6:30-9:30pm
28 Canning Tomatoes 10am-2pm Granny Squares 7-9pm	29 Fat Quarter Bag I 7-10pm	30 Fat Quarter Bag II 7-10pm	31 Knitting Help 7-9pm			



Summer Camps and Classes For Younger Crafters

Monday August 15th-19th, 10am-2pm

SEWING CAMP

LEVEL: BEGINNER-INTERMEDIATE AGES 12-16

Projects include:

- Applique and patchwork pillow case
- Layered Skirt
- Hand Sewn Softie
- Fat Quarter Bag
- Mini Quilted Cosmetic Bag

Five Session Class, Additional Materials List (please bring a packed lunch).

\$350 per child/week

Monday August 1st-Friday August 5th, 10am-1pm

LIL' CRAFT CAMP

LEVEL: BEGINNERS AGE 4-7

Projects include:

- Handmade Books
- Handmade play dough and sculptures
- Dioramas
- Block castles, painted rocks, magnetic poetry and pom poms

Five session class, materials included (please bring a packed lunch).

\$275 per child/week

Monday August 22nd - Friday August 26th, 10am-2pm

CRAFT CAMP

LEVEL: BEGINNERS AGE 8-12

- Machine Sewn and screenprinted napkins
- Handmade Board Games
- Hand Bound Books
- Paper Mache

Needle Felting, pom poms, button making

Five session class, materials included (please bring a packed lunch).

\$275 per child/week

Friday, August 5th, 1:30-4:30pm

SPINNING YARN

LEVEL: BEGINNERS AGE 8-12

Learn how yarn is made from raw wool and make your own with Anna Zinsmeister. You learn how a drop spindle and spinning wheel work as well as techniques in setting and plying your yarn when you are done.

One session class, additional materials list.

\$65 non-member

Saturday, August 13th, 12-3pm

WEAVING

LEVEL: BEGINNERS AGE 8-12

Learn basic weaving techniques, make a set of friendship bracelets using a loom made from popsicle sticks.

Instructions for making your own loom at home will be provided. Taught by Anna Zinsmeister, you'll use various colors of yarn to create this fun project.

One session class, materials included.

\$65 non-member

AUGUST CLASSES AND EVENTS



Fridays, August 5th & 12th, 6:30-9:30pm

REVERSIBLE WRAP SKIRT

LEVEL: INTRO TO SEWING PREREQUISITE, OR COMPARABLE MACHINE SEWING KNOWLEDGE REQUIRED

Make two skirts at once with this adorable and body-friendly reversible wrap skirt. Taught by local designer and author Christine Haynes, this 2 part, 6 hour class will teach you all the skills needed to make this timeless skirt again and again.

Two session class, additional materials list.

\$100 non-member, 10%-15% discount for members



Saturday, August 13th, 11am-2pm (envelope style pillow case project taught by Shannon Richards)

Saturday, August 27th, 6:30-9:30pm (tote bag project taught by Christine Haynes)

INTRO TO SEWING

LEVEL: BEGINNER

Just starting out? Take our Intro class and you will be sewing in no time. Taught by special guest teachers Christine Haynes or Shannon Richards, you will learn all the parts of the machine, how to sew perfect straight and zigzag stitches, and what tools you need to set up your own sewing room at home. In addition, we will make a finished project for you to take home!

One session class, additional materials list.

\$65 non-member, 10%-15% discount for members



Saturdays, August 13th & 20th, 4-7pm

EXPLORATION OF MILLINERY: FELT HATS

LEVEL: BEGINNER

Millinery is the art of making hats by hand using wooden head blocks and simple hand- sewing techniques. In this class you will make your own, one-of-a-kind hat using wool felt and an assortment of trim materials. Learn techniques from local designer Corina Haywood that are based on the free-form blocking and draping that was used during the 1920's-1940's fashion world . Make an original version of a classic fedora, porkpie, bowler, top hat, cap, cocktail hat or cloche or invent your own free-form sculpted design. Bring inspirational photos if you'd like!

Two session class, materials included.

\$85 non-member, 10%-15% discount for members



Sundays, August 14th & 21st, 2-5pm

HAND SPUN YARN

LEVEL: BEGINNERS

Learn to make your own yarn in this two part course with special guest teacher Anna Zinsmeister. First, you'll practice the technique of twisting fibers on a drop spindle, then move on to one of our studio spinning wheels. Practice between classes on one of our wheels with free studio time! You'll find making yarn is an extremely relaxing a rewarding hobby.

Two session class, additional materials list.

\$75 sessions non-member, 10%- 15% discount for members



Monday, August 15th, 7-9pm

INTRO TO KNITTING

LEVEL: BEGINNERS

Learn to knit! Join local artist Cheryl Cambras as she covers the basics of knitting: casting on, the knit stitch, and casting off. Make a set of coasters or a small sachet pillow, plus leave with the confidence and skills to start and complete knitted projects on your own.

One session class, additional materials list.

\$45 sessions non-member, 10%- 15% discount for members



Wednesdays, August 17th and 24th, 7-9pm

DESIGN YOUR OWN AMIGURUMI

LEVEL: MUST KNOW HOW TO CHAIN AND SINGLE CROCHET

So you're ready to design your own super cute amigurumi crochet toy? Awesome! Join Cheryl Cambras as she teaches you how to draft your own crochet pattern based on your original design. This two-part workshop is open to students who know how to chain and single crochet.

Two session class, additional materials list.

\$65 non-member, 10%-15% discount for members

Saturday, August 20th, 12-2pm



TERRARIUMS

LEVEL: BEGINNER

Create your own mini-landscapes with this rad mason jar terrarium class! In this class you can dig your green thumbs into the dirt and choose to make a dessert-scape terrariums using succulents, a sleek modern terrariums with air plants, OR take a bite out of gardening and try your hand at growing a CARNIVOROUS terrarium! In addition to making these little window-sill friendly gardens, instructor Megan Andersen will walk you through the care needed to keep your individual terrarium happy and healthy!

One session class, additional material list.

\$45 non-member, 10%-15% discount for members

Sunday, August 21st, 11am-1pm



HOT PROCESS SOAP

LEVEL: BEGINNER

Learn the hot process method for making luxurious, naturally scented soaps. Using materials found in your very own kitchen, you will learn how to make a batch of vegetarian soap with your choice of essential oils, herbs and soap molds.

One session class, materials included.

\$70 non-member, 10%-15% discount for members

Sunday, August 21st and Sunday, September 11th, 7-9pm



SUPER POUF STOOL (OR PILLOW)


LEVEL: BEGINNER-ADVANCED

Knit your own furniture! Cheryl Cambras will teach you how to make a super cute stool with basic garter stitch. This is a great class for beginners and experienced knitters. Students can also choose to knit a smaller version, making a stylish pillow to cuddle with!

Two session class, additional materials list.

\$65 non-member, 10%-15% discount for members

Monday, August 22nd, 7-9pm



INTRO TO NEEDLEFELTING


LEVEL: BEGINNER

One of our most popular classes! Learn how to use a single needle to sculpt colored wool into fun 3D objects. Get started with an adorable toadstool, then work on another project of your choice. We'll even give you a felting goody bag to take home.

One session class, materials included.

\$35 non-member, 10%-15% discount for members

Thursday, August 25th, 7-10pm



D.I.Y DATE NIGHT: YUDU SCREENPRINTING


LEVEL: BEGINNER

Surprise your sweetie, best friend or coworker with a do-it-yourself date night and learn to screenprint together! Each pair of students will learn to prepare and print their chosen single-color design onto fabric, posters, home décor and more. Students can expect to make 8-10 prints of their image during the class.

One session class, additional materials list.

\$85/pair, 10%-15% discount for members

Monday, August 29th & Tuesday August 30th, 7-10pm



FAT QUARTER BAG

LEVEL: INTRO TO SEWING PREREQUISITE, OR COMPARABLE MACHINE SEWING KNOWLEDGE REQUIRED

Using 5 coordinating fat quarters we'll create a hip handbag filled with lots of pockets and plenty of room for your essentials. Learn how to line a bag, work with interfacing, add interior and exterior pockets and work with magnetic closures. This bag can be adapted big or small and is a great gift for yourself or a friend!

Two session class, additional materials list.

\$65 non-member, 10%-15% discount for members



Sunday, August 28th, 10am-2pm

CANNING YOUR TOMATOES

LEVEL: BEGINNER

Learn the essentials of home food preservation while savoring the peak of tomato season! Master Food Preserver, Delilah Snell will be teaching a hands-on, small class on tomato canning using a variety of peak fruit from local markets. The class will involve an heirloom tomato discussion and tasting, canning whole tomatoes, a savory sauce and a hot tomato jam in addition to other tomato-saving techniques. Canned goods, recipes and snacks are included-you just need an apron and a hearty appetite!

Two session class, materials included

\$80 non-member, 10%-15% discount for members

Sunday, August 28th, 7-9pm

CROCHET GRANNY SQUARES

LEVEL: BEGINNERS-ADVANCED

Learn to crochet with Cheryl Cambras and complete a project as tiny or ginormous as you want! Let us know your skill level and we will tailor the class to your needs. Beginners learn the basics of making granny squares: how to chain, slip stitch, double crochet, and how to change colors. Advanced beginners will learn how to finish a small blanket or pillow. Are you an advanced crocheter? The sky's the limit for you. Finish a large blanket or a cozy for your car!

One session class, additional materials list.

\$45 single session non-member, 10%- 15% discount for members



AUGUST EVENTS

DROP IN KNITTING HELP SESSIONS

Wednesdays in August, anytime between 7-9pm

FREE

Forgot how to cast on or off? Slipped a stitch and worried your project is ruined? Linde Williston is to the rescue! These twenty minute drop in sessions are perfect for troubleshooting a specific project or a quick refresher of a forgotten stitch or technique. Reservations are highly encouraged (set up a private lesson for start to finish help), but drop ins are also welcome (and donations are always appreciated!)

STITCH 'N BITCH

Wednesday, August 3rd, 7-9pm

FREE

Bring your knitting and crochet projects and sit in the comfy orange couches at The U.C.C studio. Meet local crafters, enjoy a hot cup of tea or coffee after work while you work on your projects. It's a great opportunity to look through project ideas in our library and share ideas.

CLUB ETSY

Wednesday, August 10th, 7-9pm

FREE

Be a part of the handmade revolution! Whether you're a newbie or an experienced Etsy seller, this club is an opportunity to meet other crafters who have or want to start their own handmade shop on Etsy. Explore tools in our studio to improve your store's presentation. Share your experiences and bring in your laptop if you'd like some hands on advice! Introduce yourself to other Etsy sellers and ask questions.

ZINE CLUB

Wednesday, August 17th, 7-9pm

FREE

Zines are small, low budget, self-published and self-distributed publications, written by authors outside the mainstream who are motivated to share thoughts or skills with a community rather than to make money or get famous. In a word, zines are awesome. We'll be working on our own zines as well as collaborative projects, have zine swaps, using our industrial button makers and will have lots of examples to peruse through.

OPEN STUDIO NIGHT

Friday, August 26th, 6-9pm

FREE



CLASS INFORMATION:

GENERAL CLASS REFUND POLICY: We understand plans can change. In the case of cancellation please give us no later than a weeks notice for a full refund. Within one week to 48 hours before the class begins we will issue you 50% store credit. Within 48 hours of a class you can transfer your spot to another person but unfortunately there is no refund due to the time it takes to prep materials, to set up classes and arrange for guest teachers. If we have to cancel a class due to low enrollment, we will issue you a full refund.

HOW TO ENROLL: Walk in, call us at 310.392.0139, or sign up online. All classes and private lessons are open to ages 10 and up unless otherwise stated in class description.

PAYMENT: Payment must be made in full at the time of registration. We accept cash, check, Visa, Mastercard & American Express.